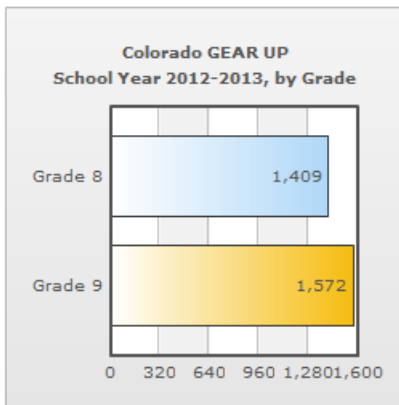


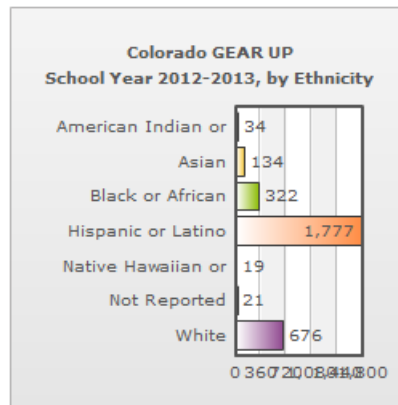
DATA SUMMARY (2012-2013) FOR GRANT CYCLE 2011-2018

In fall 2012, the second class of students for the grant cycle period 2011-2018 started. Below is a summary of all the Colorado GEAR UP students.

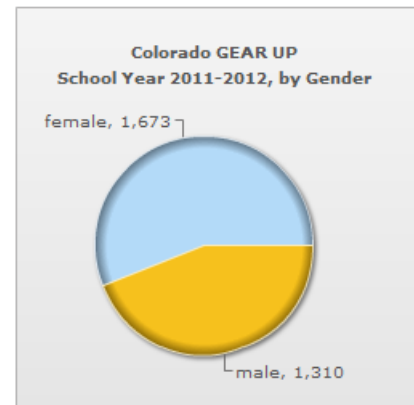
By GRADE: During the 2012-2013 school year, Colorado GEAR UP was comprised of 2 cohorts of students.



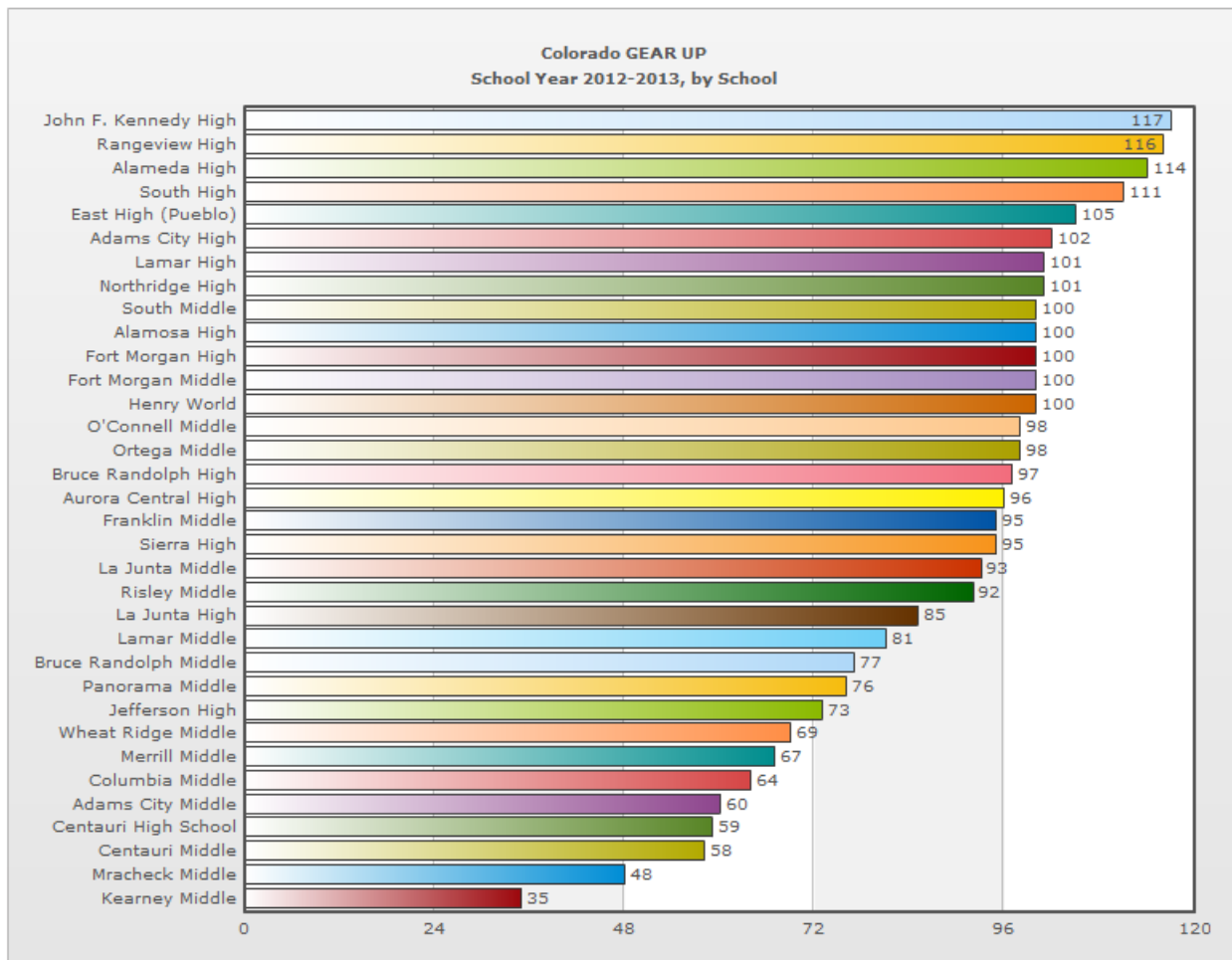
By ETHNICITY: The largest ethnicity represented in the students participating in GEAR UP is HISPANIC. Those students make up approx. 61% of the population.



By GENDER: Female students represent 56% of GEARUP, males represent 44%

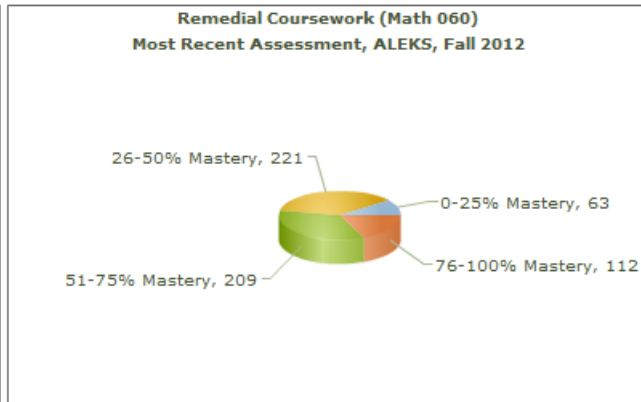
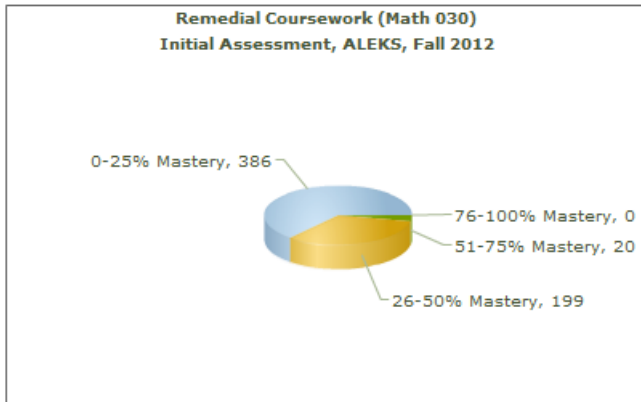


By SCHOOL: Below is a breakdown of enrollment by school for the 18 middle schools and 15 high schools.


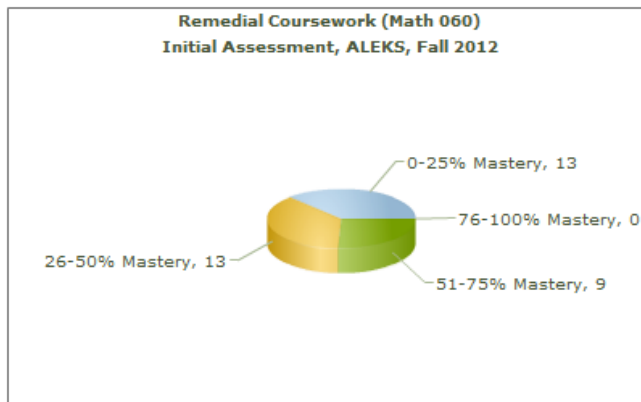


According to the Colorado Department of Higher Education, in Fall 2010, 31.8% of first-time students entering college in Colorado required remedial courses upon entry, in any subject. (1) In Colorado, the estimated cost of remediation to the state in FY2010-11 was \$46.5 million, of which, \$24.1 is paid by the students. (2) Overall, students that require remediation are less likely to stay enrolled and complete their program. From Fall 2009 to Fall 2010, students requiring remediation were retained at a rate of 57.7% compared to 75.2% of students not needing remediation. (3) Completion of these remedial courses is required before taking college level course work in the corresponding subject. Early assessment and completion of these requirements will save the student both time and money. At present, the remedial math course sequence is 030 (Pre-Algebra), 060 (Beginning Algebra), and 090 (Intermediate Algebra).

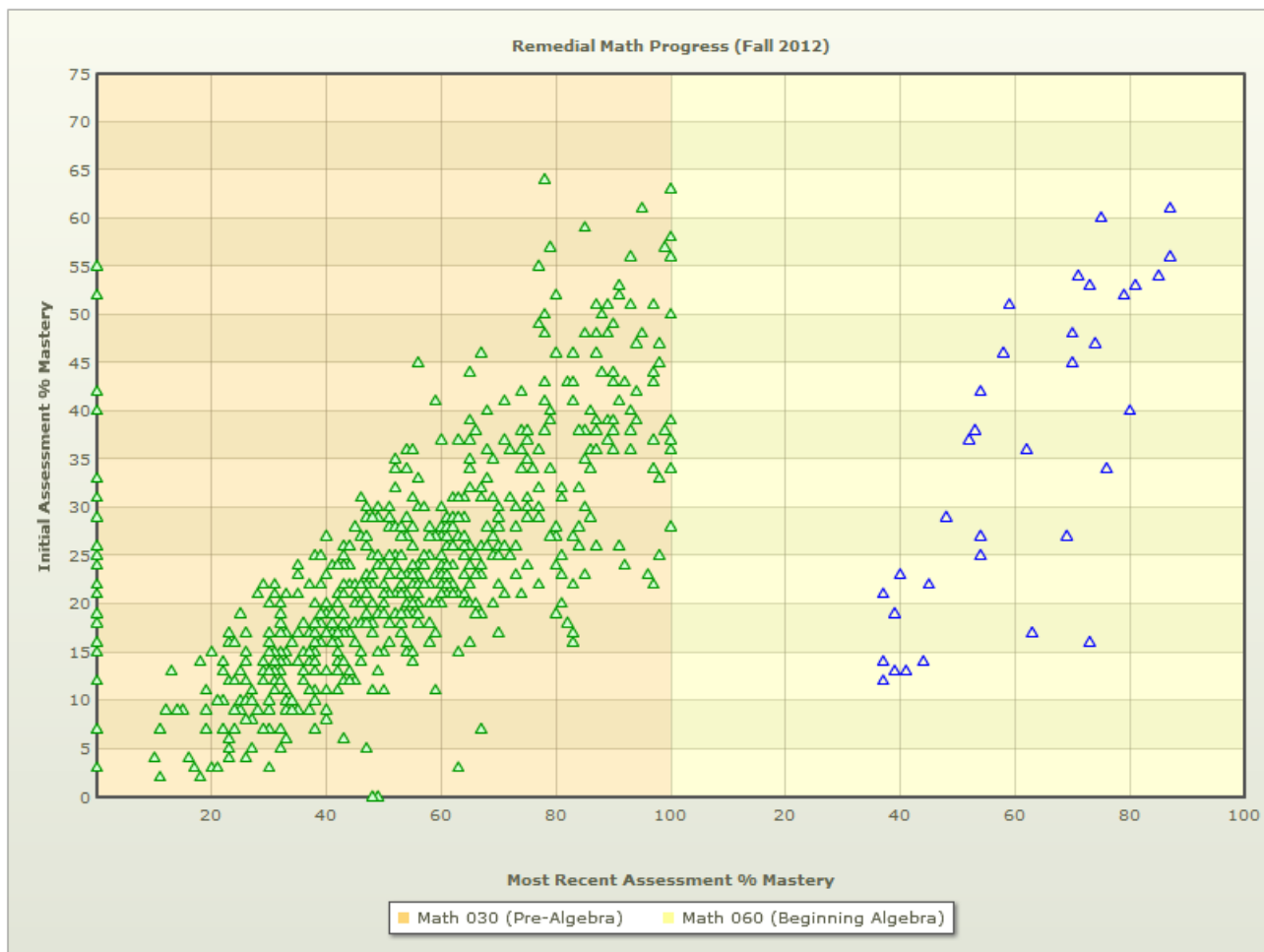
Remedial Coursework (030): In Fall 2012, 605 8th and 9th grade students were assessed for their mastery of required math skills and began the remedial math course track that will enable them to begin college level coursework, either in concurrent enrollment or immediately upon entering college. These students began in the 030 level, which is equivalent to Pre-Algebra. Upon initial assessment, 63.8% (386/605) were assessed with a mastery of 25% or less in the subject and no students had shown mastery above 75%. However, at the end of the fall term, only 10.4% (63/605) students were still in the 25% and under range and 18.5% (112/605) had shown mastery above 75%. The majority of these students (321/605) are on are track to complete this remedial course by the end of the year.



Remedial Coursework (060): In Fall 2012, 35 students who started remedial coursework last year have moved up to the 060 level, which is equivalent to Beginning Algebra. Upon initial assessment, 37.1% (13/35) were assessed with a mastery of 25% or less in the subject and no students had shown mastery above 75%. However, at the end of the fall term, no students remained in the 25% and under range and 20% (7/35) had shown mastery above 68.5%. The majority of these students (24/35) are on are track to complete this remedial course by the end of the year.



Remedial coursework progress detail scatter chart.



Source: http://higherred.colorado.gov/Publications/Reports/Remedial/FY2011/2011_Remedial_relfefb12.pdf

- (1) DHE 2011 Report on Remedial Education, Table 1, page 5
- (2) DHE 2011 Report on Remedial Education, Figure 9, page 16
- (3) DHE 2011 Report on Remedial Education, Table 8, page 26

